

Permit Reference Number : EPR/BT2866/V003

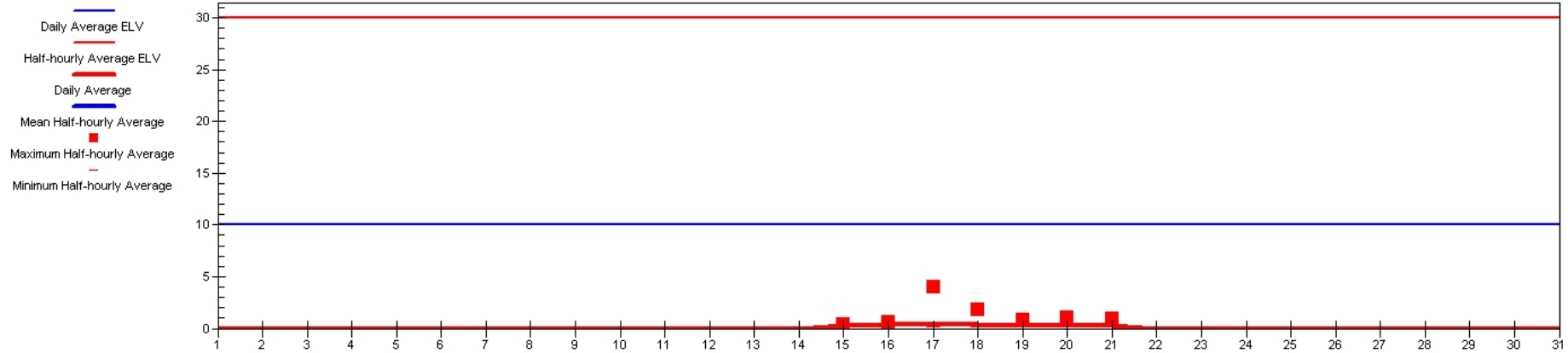
Operator : Grundon Waste Management Limited

Installation: CWI, Lakeside Road, Colnbrook, Slough, SL3 0EG.

Form Number: S3/A/1

### Reporting of Continuously Monitored Emissions to Air for Dust mg/m3 at Emission Point A1 For the month of January 2012

Daily and Half-hourly Average Monitoring Data



Monthly summary		Date	1	2	3	4	5	6	7	8	9	10	11	12	13	14	15	16	17	18	19	20	21	22	23	24	25	26	27	28	29	30	31	
Half-hourly average		Half-hourly average ELV	30.0	30.0	30.0	30.0	30.0	30.0	30.0	30.0	30.0	30.0	30.0	30.0	30.0	30.0	30.0	30.0	30.0	30.0	30.0	30.0	30.0	30.0	30.0	30.0	30.0	30.0	30.0	30.0	30.0	30.0	30.0	
	Monthly maximum	4.0	Maximum Half-hourly average	N/A	N/A	N/A	N/A	N/A	N/A	N/A	N/A	N/A	N/A	N/A	N/A	N/A	N/A	0.4	0.6	4.0	1.8	0.9	1.0	1.0	N/A	N/A	N/A	N/A	N/A	N/A	N/A	N/A	N/A	
	Monthly mean	0.3	Mean Half-hourly average	N/A	N/A	N/A	N/A	N/A	N/A	N/A	N/A	N/A	N/A	N/A	N/A	N/A	N/A	0.3	0.4	0.5	0.4	0.3	0.3	0.3	N/A	N/A	N/A	N/A	N/A	N/A	N/A	N/A	N/A	
	Monthly minimum	0.1	Minimum Half-hourly average	N/A	N/A	N/A	N/A	N/A	N/A	N/A	N/A	N/A	N/A	N/A	N/A	N/A	N/A	0.1	0.2	0.2	0.1	0.1	0.1	0.1	N/A	N/A	N/A	N/A	N/A	N/A	N/A	N/A	N/A	
	Total Invalid results	0	No of Invalid results	0	0	0	0	0	0	0	0	0	0	0	0	0	0	0	0	0	0	0	0	0	0	0	0	0	0	0	0	0	0	0
	Sum of exceedances	0	No of exceedances of ELV	0	0	0	0	0	0	0	0	0	0	0	0	0	0	0	0	0	0	0	0	0	0	0	0	0	0	0	0	0	0	0
Daily average		Daily average ELV	10.0	10.0	10.0	10.0	10.0	10.0	10.0	10.0	10.0	10.0	10.0	10.0	10.0	10.0	10.0	10.0	10.0	10.0	10.0	10.0	10.0	10.0	10.0	10.0	10.0	10.0	10.0	10.0	10.0	10.0	10.0	
	Monthly maximum	0.5	Daily average	N/A	N/A	N/A	N/A	N/A	N/A	N/A	N/A	N/A	N/A	N/A	N/A	N/A	N/A	0.3	0.4	0.5	0.4	0.3	0.3	0.3	N/A	N/A	N/A	N/A	N/A	N/A	N/A	N/A	N/A	
	No of invalid days	0	Value Valid?	Y	Y	Y	Y	Y	Y	Y	Y	Y	Y	Y	Y	Y	Y	Y	Y	Y	Y	Y	Y	Y	Y	Y	Y	Y	Y	Y	Y	Y	Y	
	Sum of exceedances	0	Value Exceeds ELV?	N	N	N	N	N	N	N	N	N	N	N	N	N	N	N	N	N	N	N	N	N	N	N	N	N	N	N	N	N	N	N

Signed.....

Date.....

(Authorised to sign as a representative of the Operator)

Permit Reference Number : EPR/BT2866/V003

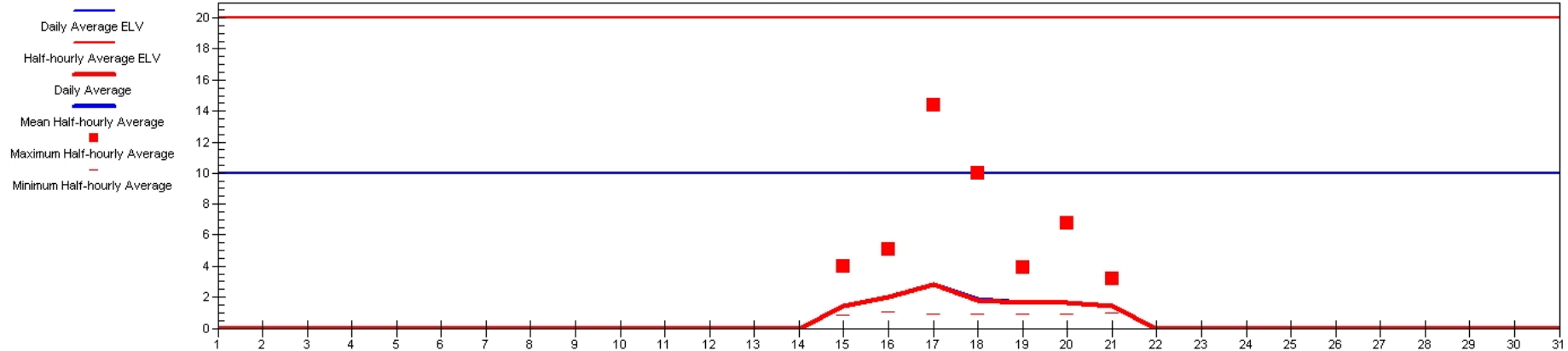
Operator : Grundon Waste Management Limited

Installation: CWI, Lakeside Road, Colnbrook, Slough, SL3 0EG.

Form Number: S3/A/1

### Reporting of Continuously Monitored Emissions to Air for VOC (FID) mg/m3 at Emission Point A1 For the month of January 2012

Daily and Half-hourly Average Monitoring Data



Monthly summary		Date	1	2	3	4	5	6	7	8	9	10	11	12	13	14	15	16	17	18	19	20	21	22	23	24	25	26	27	28	29	30	31
Half-hourly average		Half-hourly average ELV	20.0	20.0	20.0	20.0	20.0	20.0	20.0	20.0	20.0	20.0	20.0	20.0	20.0	20.0	20.0	20.0	20.0	20.0	20.0	20.0	20.0	20.0	20.0	20.0	20.0	20.0	20.0	20.0	20.0	20.0	
	Monthly maximum	14.4	Maximum Half-hourly average	N/A	N/A	N/A	N/A	N/A	N/A	N/A	N/A	N/A	N/A	N/A	N/A	N/A	N/A	N/A	N/A	N/A	N/A	N/A	N/A	N/A	N/A	N/A	N/A	N/A	N/A	N/A	N/A	N/A	N/A
	Monthly mean	1.8	Mean Half-hourly average	N/A	N/A	N/A	N/A	N/A	N/A	N/A	N/A	N/A	N/A	N/A	N/A	N/A	N/A	N/A	N/A	N/A	N/A	N/A	N/A	N/A	N/A	N/A	N/A	N/A	N/A	N/A	N/A	N/A	N/A
	Monthly minimum	0.9	Minimum Half-hourly average	N/A	N/A	N/A	N/A	N/A	N/A	N/A	N/A	N/A	N/A	N/A	N/A	N/A	N/A	N/A	N/A	N/A	N/A	N/A	N/A	N/A	N/A	N/A	N/A	N/A	N/A	N/A	N/A	N/A	N/A
	Total Invalid results	0	No of Invalid results	0	0	0	0	0	0	0	0	0	0	0	0	0	0	0	0	0	0	0	0	0	0	0	0	0	0	0	0	0	0
	Sum of exceedances	0	No of exceedances of ELV	0	0	0	0	0	0	0	0	0	0	0	0	0	0	0	0	0	0	0	0	0	0	0	0	0	0	0	0	0	0
Daily average		Daily average ELV	10.0	10.0	10.0	10.0	10.0	10.0	10.0	10.0	10.0	10.0	10.0	10.0	10.0	10.0	10.0	10.0	10.0	10.0	10.0	10.0	10.0	10.0	10.0	10.0	10.0	10.0	10.0	10.0	10.0	10.0	
	Monthly maximum	2.8	Daily average	N/A	N/A	N/A	N/A	N/A	N/A	N/A	N/A	N/A	N/A	N/A	N/A	N/A	N/A	N/A	N/A	N/A	N/A	N/A	N/A	N/A	N/A	N/A	N/A	N/A	N/A	N/A	N/A	N/A	N/A
	No of invalid days	0	Value Valid?	Y	Y	Y	Y	Y	Y	Y	Y	Y	Y	Y	Y	Y	Y	Y	Y	Y	Y	Y	Y	Y	Y	Y	Y	Y	Y	Y	Y	Y	
	Sum of exceedances	0	Value Exceeds ELV?	N	N	N	N	N	N	N	N	N	N	N	N	N	N	N	N	N	N	N	N	N	N	N	N	N	N	N	N	N	N

Signed.....

Date.....

(Authorised to sign as a representative of the Operator)

Permit Reference Number : EPR/BT2866/V003

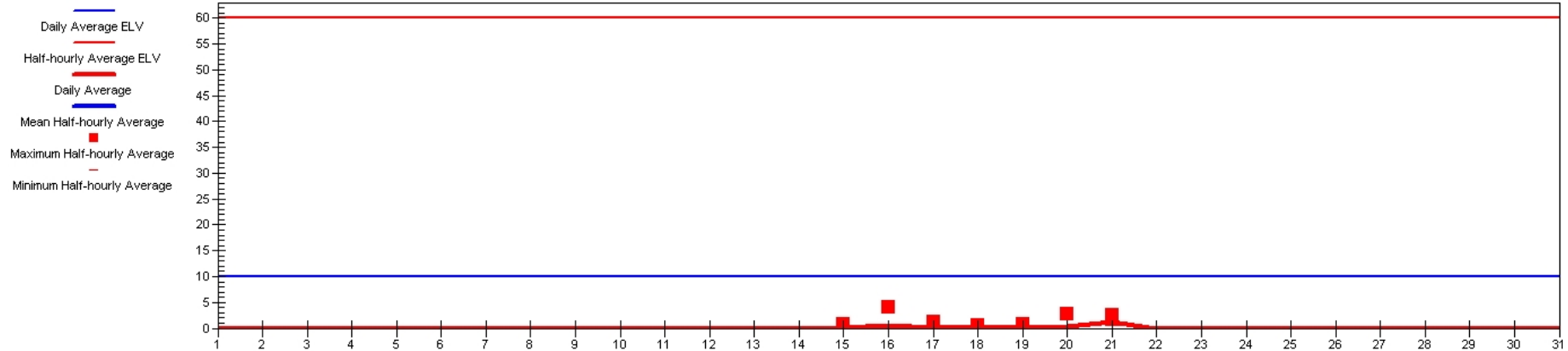
Operator : Grundon Waste Management Limited

Installation: CWI, Lakeside Road, Colnbrook, Slough, SL3 0EG.

Form Number: S3/A/1

### Reporting of Continuously Monitored Emissions to Air for HCl mg/m3 at Emission Point A1 For the month of January 2012

Daily and Half-hourly Average Monitoring Data



Monthly summary		Date	1	2	3	4	5	6	7	8	9	10	11	12	13	14	15	16	17	18	19	20	21	22	23	24	25	26	27	28	29	30	31	
Half-hourly average		Half-hourly average ELV	60.0	60.0	60.0	60.0	60.0	60.0	60.0	60.0	60.0	60.0	60.0	60.0	60.0	60.0	60.0	60.0	60.0	60.0	60.0	60.0	60.0	60.0	60.0	60.0	60.0	60.0	60.0	60.0	60.0	60.0	60.0	
	Monthly maximum	4.1	Maximum Half-hourly average	N/A	N/A	N/A	N/A	N/A	N/A	N/A	N/A	N/A	N/A	N/A	N/A	N/A	N/A	0.7	4.1	1.3	0.5	0.8	2.8	2.5	N/A	N/A	N/A	N/A	N/A	N/A	N/A	N/A	N/A	
	Monthly mean	0.4	Mean Half-hourly average	N/A	N/A	N/A	N/A	N/A	N/A	N/A	N/A	N/A	N/A	N/A	N/A	N/A	N/A	0.2	0.5	0.2	0.2	0.2	0.3	1.2	N/A	N/A	N/A	N/A	N/A	N/A	N/A	N/A	N/A	
	Monthly minimum	0.0	Minimum Half-hourly average	N/A	N/A	N/A	N/A	N/A	N/A	N/A	N/A	N/A	N/A	N/A	N/A	N/A	N/A	0.0	0.1	0.0	0.0	0.0	0.0	0.5	N/A	N/A	N/A	N/A	N/A	N/A	N/A	N/A	N/A	
	Total Invalid results	0	No of Invalid results	0	0	0	0	0	0	0	0	0	0	0	0	0	0	0	0	0	0	0	0	0	0	0	0	0	0	0	0	0	0	0
	Sum of exceedances	0	No of exceedances of ELV	0	0	0	0	0	0	0	0	0	0	0	0	0	0	0	0	0	0	0	0	0	0	0	0	0	0	0	0	0	0	0
Daily average		Daily average ELV	10.0	10.0	10.0	10.0	10.0	10.0	10.0	10.0	10.0	10.0	10.0	10.0	10.0	10.0	10.0	10.0	10.0	10.0	10.0	10.0	10.0	10.0	10.0	10.0	10.0	10.0	10.0	10.0	10.0	10.0	10.0	
	Monthly maximum	1.2	Daily average	N/A	N/A	N/A	N/A	N/A	N/A	N/A	N/A	N/A	N/A	N/A	N/A	N/A	N/A	0.2	0.5	0.2	0.2	0.2	0.3	1.2	N/A	N/A	N/A	N/A	N/A	N/A	N/A	N/A	N/A	
	No of invalid days	0	Value Valid?	Y	Y	Y	Y	Y	Y	Y	Y	Y	Y	Y	Y	Y	Y	Y	Y	Y	Y	Y	Y	Y	Y	Y	Y	Y	Y	Y	Y	Y	Y	
	Sum of exceedances	0	Value Exceeds ELV?	N	N	N	N	N	N	N	N	N	N	N	N	N	N	N	N	N	N	N	N	N	N	N	N	N	N	N	N	N	N	N

Signed.....

Date.....

(Authorised to sign as a representative of the Operator)

Permit Reference Number : EPR/BT2866/V003

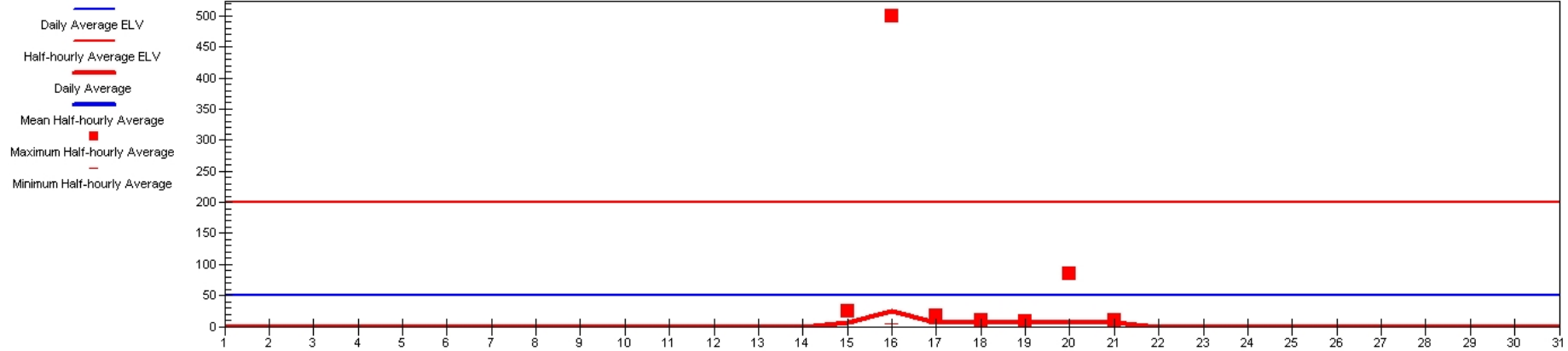
Operator : Grundon Waste Management Limited

Installation: CWI, Lakeside Road, Colnbrook, Slough, SL3 0EG.

Form Number: S3/A/1

### Reporting of Continuously Monitored Emissions to Air for SO<sub>2</sub> mg/m<sup>3</sup> at Emission Point A1 For the month of January 2012

Daily and Half-hourly Average Monitoring Data



Monthly summary		Date	1	2	3	4	5	6	7	8	9	10	11	12	13	14	15	16	17	18	19	20	21	22	23	24	25	26	27	28	29	30	31	
Half-hourly average		Half-hourly average ELV	200.0	200.0	200.0	200.0	200.0	200.0	200.0	200.0	200.0	200.0	200.0	200.0	200.0	200.0	200.0	200.0	200.0	200.0	200.0	200.0	200.0	200.0	200.0	200.0	200.0	200.0	200.0	200.0	200.0	200.0	200.0	
	Monthly maximum	499.5	Maximum Half-hourly average	N/A	N/A	N/A	N/A	N/A	N/A	N/A	N/A	N/A	N/A	N/A	N/A	N/A	N/A	24.3	499.5	17.7	9.7	8.0	84.5	10.1	N/A	N/A	N/A	N/A	N/A	N/A	N/A	N/A	N/A	
	Monthly mean	9.1	Mean Half-hourly average	N/A	N/A	N/A	N/A	N/A	N/A	N/A	N/A	N/A	N/A	N/A	N/A	N/A	N/A	6.3	23.9	7.0	5.9	5.9	8.6	6.4	N/A	N/A	N/A	N/A	N/A	N/A	N/A	N/A	N/A	
	Monthly minimum	4.0	Minimum Half-hourly average	N/A	N/A	N/A	N/A	N/A	N/A	N/A	N/A	N/A	N/A	N/A	N/A	N/A	N/A	4.1	4.0	4.0	4.6	4.3	5.1	5.0	N/A	N/A	N/A	N/A	N/A	N/A	N/A	N/A	N/A	
	Total Invalid results	0	No of Invalid results	0	0	0	0	0	0	0	0	0	0	0	0	0	0	0	0	0	0	0	0	0	0	0	0	0	0	0	0	0	0	0
	Sum of exceedances	1	No of exceedances of ELV	0	0	0	0	0	0	0	0	0	0	0	0	0	0	0	1	0	0	0	0	0	0	0	0	0	0	0	0	0	0	0
Daily average		Daily average ELV	50.0	50.0	50.0	50.0	50.0	50.0	50.0	50.0	50.0	50.0	50.0	50.0	50.0	50.0	50.0	50.0	50.0	50.0	50.0	50.0	50.0	50.0	50.0	50.0	50.0	50.0	50.0	50.0	50.0	50.0	50.0	
	Monthly maximum	23.9	Daily average	N/A	N/A	N/A	N/A	N/A	N/A	N/A	N/A	N/A	N/A	N/A	N/A	N/A	N/A	6.3	23.9	7.0	5.9	5.9	8.6	6.4	N/A	N/A	N/A	N/A	N/A	N/A	N/A	N/A	N/A	
	No of invalid days	0	Value Valid?	Y	Y	Y	Y	Y	Y	Y	Y	Y	Y	Y	Y	Y	Y	Y	Y	Y	Y	Y	Y	Y	Y	Y	Y	Y	Y	Y	Y	Y	Y	
	Sum of exceedances	0	Value Exceeds ELV?	N	N	N	N	N	N	N	N	N	N	N	N	N	N	N	N	N	N	N	N	N	N	N	N	N	N	N	N	N	N	

Signed.....

Date.....

(Authorised to sign as a representative of the Operator)

Permit Reference Number : EPR/BT2866/V003

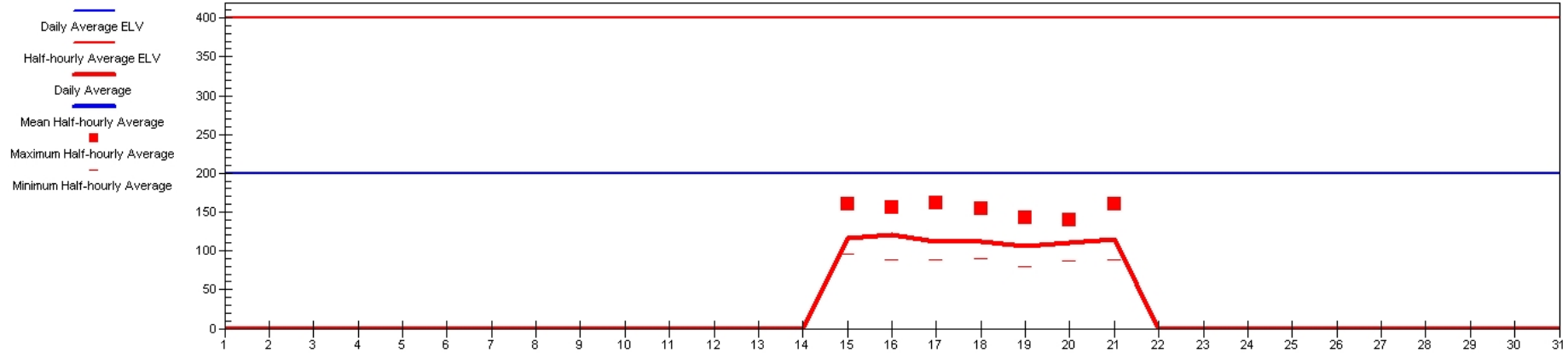
Operator : Grundon Waste Management Limited

Installation: CWI, Lakeside Road, Colnbrook, Slough, SL3 0EG.

Form Number: S3/A/1

### Reporting of Continuously Monitored Emissions to Air for NOx mg/m3 at Emission Point A1 For the month of January 2012

Daily and Half-hourly Average Monitoring Data



Monthly summary		Date	1	2	3	4	5	6	7	8	9	10	11	12	13	14	15	16	17	18	19	20	21	22	23	24	25	26	27	28	29	30	31	
Half-hourly average		Half-hourly average ELV	400.0	400.0	400.0	400.0	400.0	400.0	400.0	400.0	400.0	400.0	400.0	400.0	400.0	400.0	400.0	400.0	400.0	400.0	400.0	400.0	400.0	400.0	400.0	400.0	400.0	400.0	400.0	400.0	400.0	400.0	400.0	
	Monthly maximum	162.2	Maximum Half-hourly average	N/A	N/A	N/A	N/A	N/A	N/A	N/A	N/A	N/A	N/A	N/A	N/A	N/A	160.7	155.4	162.2	153.8	142.3	139.1	160.3	N/A	N/A	N/A	N/A	N/A	N/A	N/A	N/A	N/A	N/A	
	Monthly mean	113.3	Mean Half-hourly average	N/A	N/A	N/A	N/A	N/A	N/A	N/A	N/A	N/A	N/A	N/A	N/A	N/A	115.7	121.0	112.5	111.9	106.2	110.1	115.4	N/A	N/A	N/A	N/A	N/A	N/A	N/A	N/A	N/A	N/A	
	Monthly minimum	79.8	Minimum Half-hourly average	N/A	N/A	N/A	N/A	N/A	N/A	N/A	N/A	N/A	N/A	N/A	N/A	N/A	96.5	88.5	89.0	89.6	79.8	87.3	88.7	N/A	N/A	N/A	N/A	N/A	N/A	N/A	N/A	N/A	N/A	
	Total Invalid results	0	No of Invalid results	0	0	0	0	0	0	0	0	0	0	0	0	0	0	0	0	0	0	0	0	0	0	0	0	0	0	0	0	0	0	0
	Sum of exceedances	0	No of exceedances of ELV	0	0	0	0	0	0	0	0	0	0	0	0	0	0	0	0	0	0	0	0	0	0	0	0	0	0	0	0	0	0	0
Daily average		Daily average ELV	200.0	200.0	200.0	200.0	200.0	200.0	200.0	200.0	200.0	200.0	200.0	200.0	200.0	200.0	200.0	200.0	200.0	200.0	200.0	200.0	200.0	200.0	200.0	200.0	200.0	200.0	200.0	200.0	200.0	200.0	200.0	
	Monthly maximum	121.0	Daily average	N/A	N/A	N/A	N/A	N/A	N/A	N/A	N/A	N/A	N/A	N/A	N/A	N/A	115.7	121.0	112.5	111.9	106.2	110.1	115.4	N/A	N/A	N/A	N/A	N/A	N/A	N/A	N/A	N/A	N/A	
	No of invalid days	0	Value Valid?	Y	Y	Y	Y	Y	Y	Y	Y	Y	Y	Y	Y	Y	Y	Y	Y	Y	Y	Y	Y	Y	Y	Y	Y	Y	Y	Y	Y	Y	Y	
	Sum of exceedances	0	Value Exceeds ELV?	N	N	N	N	N	N	N	N	N	N	N	N	N	N	N	N	N	N	N	N	N	N	N	N	N	N	N	N	N	N	N

Signed.....

Date.....

(Authorised to sign as a representative of the Operator)